

SINGLE ENCLOSURE TO FIRE ALARM

REISRR21 & REISRR71

RESGEX ISRR71



Automatic Actuation

RESGEX ISRR21



Manual Actuation

REGLAN Engenharia



MODULAR ENCLOSURE TO FIRE ALARM

REIMRR21 & REIMRR71

RESGEX IMRR71



Automatic Actuation

RESGEX IMRR21



Manual Actuation

REGLAN Engenharia



SINGLE ENCLOSURE FOR MOUNTING WITH

HOLE OPTIONS



OPTIONAL THREADED HOLES FOR CABLE INLETS / OUTLETS
(maximum one hole per face)

THREADS:	FACE A/G	FACE B/H	FACE C/I	FACE D	FACE E	FACE F
BSP						
1"	—	X	—	—	—	—
3/4"	X	X	X	X	X	X
1/2"	X	X	X	X	X	X
METRIC						
M20x1.5	X	X	X	X	X	X
M22x1.5	X	X	X	X	X	X
M25x1.5	X	X	X	X	X	X
M32x1.5	—	X	—	—	—	—



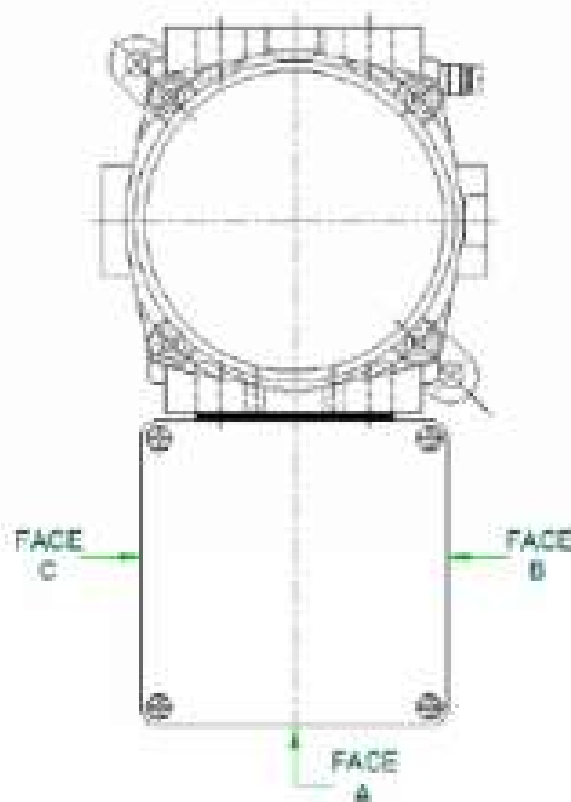
MODULAR ENCLOSURE TO FIRE ALARM

HOLE OPTIONS



OPTIONAL THREADED HOLES FOR CABLE INLETS / OUTLETS (MAXIMUM ONE HOLE PER FACE)

THREADS	FACE A	FACE B	FACE C
BSP			
1"	X	X	X
3/4"	X	X	X
1/2"	X	X	X
METRIC			
M20x1,5	X	X	X
M22x1,5	X	X	X
M25x1,5	X	X	X
M32x1,5	X	X	X



MODULAR ENCLOSURE TO FIRE ALARM

TECHNICAL DATA

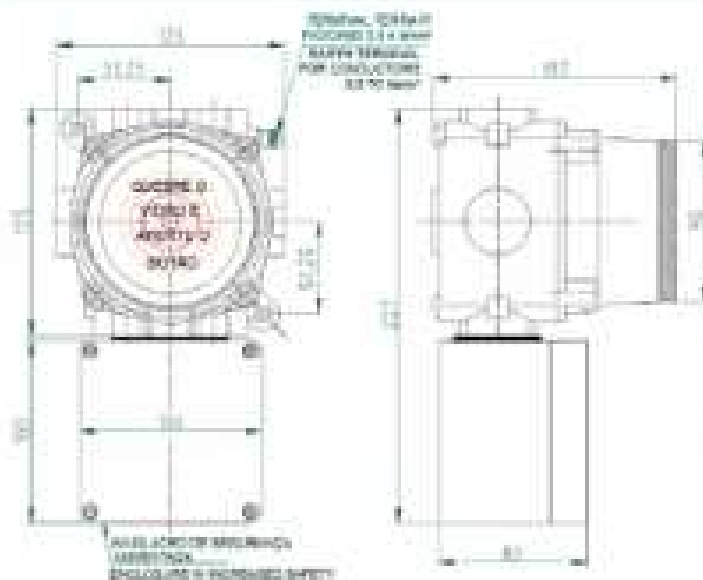


TECHNICAL SPECIFICATION

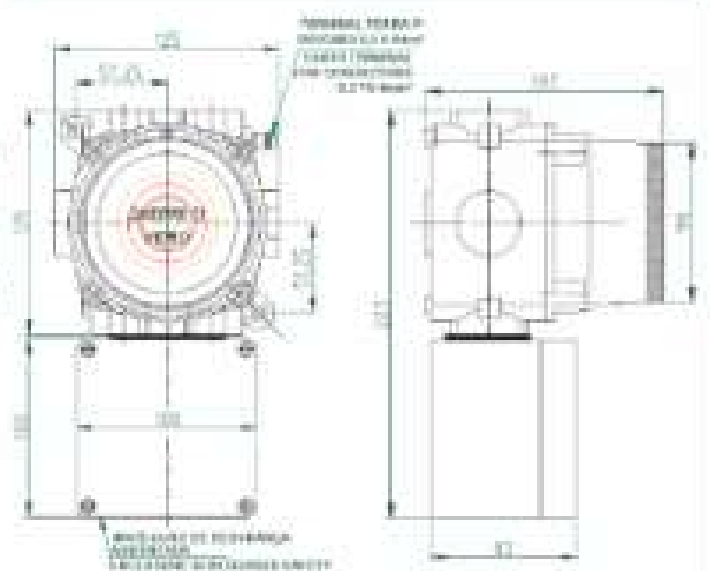
AREA OF APPLICATION	TYPE OF PROTECTION	MARKING	CERTIFICATE OF CONFORMITY	INGRESS PROTECTION	TEMPERATURE CLASS
Zone 1 Zone 2 Zone 21 Zone 22	Ex "d" - Flammable and increased safety Ex "n" - Dust ignition protection	Ex d e PC T° Gb IIBaW Ex d e PC T° Gb IIBaW	Superga CEPEL 01.0070	IP66W (W: salt spray)	TB: 40 °C (M40)

DIMENSIONS (mm)

INRRT1






INRRT1



MUSHROOM HEAD PUSH BUTTON CAN BE USED



CONTACT BLOCKS CAN BE USED



NOTE:

Manual Actuation: Break the glass and push the button manually. GBETR or GBEMO can be used
Automatic Actuation: Breaking the glass, the button is automatically actuated. GBEMO must be used